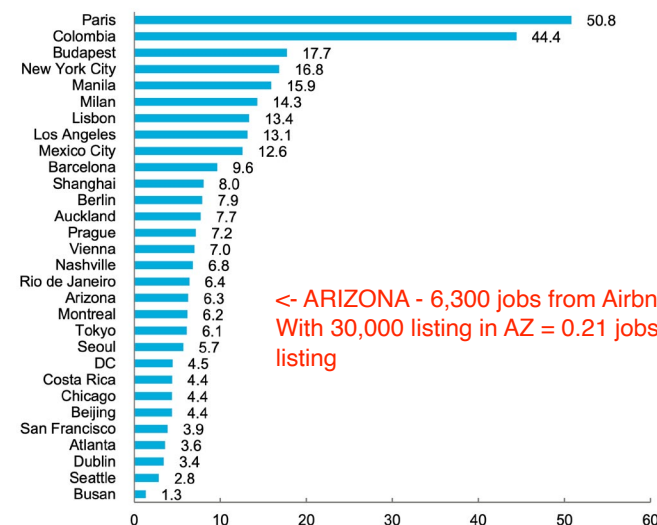


Direct Impact on Employment supported by Airbnb guest spending – 2019*

Thousands of jobs



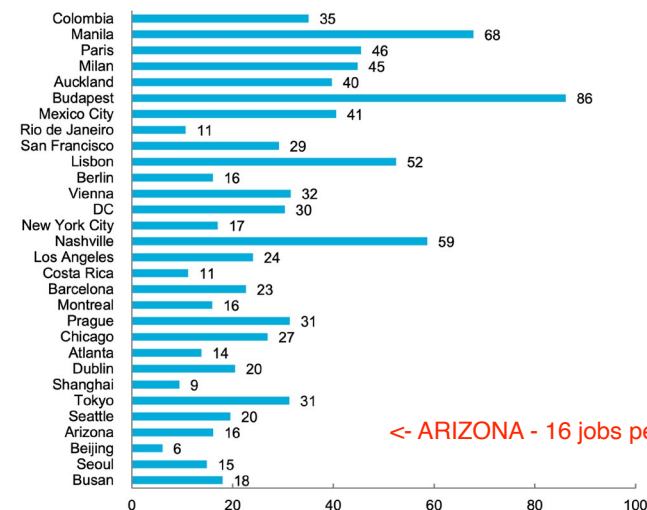
<- ARIZONA - 6,300 jobs from Airbnbs
With 30,000 listing in AZ = 0.21 jobs per listing

*Excludes impacts from host earnings

Source: Tourism Economics; WTTC; Airbnb

Marginal Direct Impact supported by Airbnb Listings in 2019 – Employment*

Direct impact on employment (jobs) for every 100 listings

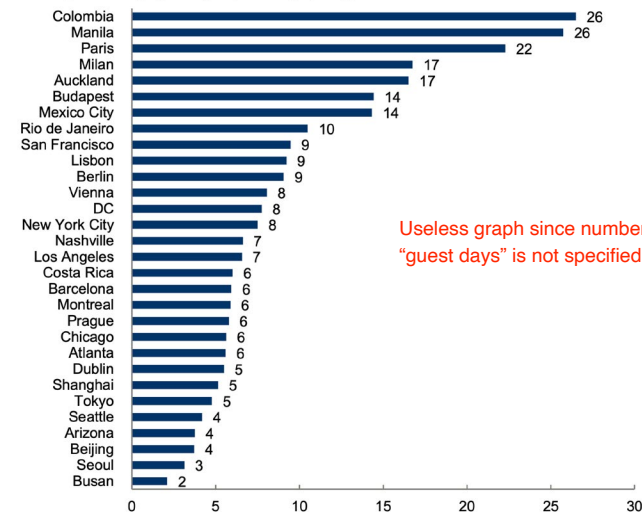


<- ARIZONA - 16 jobs per 100 listings = 0.16 jobs per STR

*Excludes impacts from host earnings. Reflective of the average listing occupancy for all listings that had bookings in 2019. Source: Tourism Economics; WTTC; Airbnb

Marginal Direct Impact supported by Airbnb Guests in 2019 – Employment*

Direct impact on employment (jobs) for every 1,000 guests



Useless graph since number of "guest days" is not specified

*Excludes impacts from host earnings
Source: Tourism Economics; WTTC; Airbnb

The study also estimated the individual jobs supported based on number of guests and listings, finding the number of jobs supported per 1,000 Airbnb guests and per 100 Airbnb listings. The data shows that as cities reopen and Airbnb guests return, the amount of guests has a direct impact on jobs supported. For example, every 1,000 Airbnb guests who visited Nashville supported seven jobs in the city. On average, across the 30 communities studied all over the world, for every 1,000 Airbnb guests who visit, nine jobs were supported.